

The FOCA-Cohort

Overview of contents

The Future Occupation of Children and Adolescents cohort

2017



Louise Lindholdt
Merete Labriola
Thomas Lund
Claus D. Hansen
Johan Hviid Andersen

The FOCA Cohort. Overview of contents 2017

Louise Lindholdt
Merete Labriola
Thomas Lund
Claus D. Hansen
Johan Hviid Andersen

Copyright © 2017
Research Centre for Youth and Employment

Electronic version: ISBN 978-87-970257-0-3

Research Centre for Youth and Employment
Dept. of Occupational Medicine, University Research Clinic, Regional Hospital West Jutland, Herning, DK
Gl. Landevej 61
7400 Herning

www.foca.dk

Contents

SCHOOL	1
RELATIONSHIPS	2
PEER CONTEXT	3
SOCIAL RELATIONS	3
HOBBIES	4
GAMING	4
LONELINESS	4
LIVING CONDITIONS	6
UPBRINGING	6
HOME CHARACTERISTICS	6
NEIGHBOURHOOD	8
DEPRIVATION	8
AFTER-SCHOOL JOB	9
SUBJECTIVE SES	11
SCHOOL CONTEXT & EDUCATION	13
DEMANDS/PRESSURE (TEACHER, SCHOOLWORK)	13
CONTROL	14
READING DIFFICULTIES	14
HOMEWORK	15
HOMEWORK SUPPORT	15
GRADE MEANING	15
TEACHER SUPPORT	16
CLASSMATE SUPPORT/INTEGRATION	16
ABSENTEEISM	17
SCHOOL SATISFACTION	18
IT	18
EDUCATIONAL PLANS/FUTURE ASPIRATIONS	19
FAMILY CONTEXT	21
FAMILY FUNCTIONING	21
PARENTAL STYLE	22
CURFEW	24
HEALTH AND WELLBEING	25
SELF-RATED HEALTH	25
LIFE SATISFACTION	25
MENTAL HEALTH	26
DEPRESSION (SDQ)	27
BODY SHAPE	28
PAIN	30
MEDICINE	32

PERCEIVED STRESS	33
EXTERNALIZING REACTIONS	34
PSYCHOSOCIAL FACTORS	36
<hr/>	
SENSE OF COHERENCE, MEANINGFULNESS	36
SELF-ESTEEM	37
COPING	38
CHILDHOOD (NEGATIVE) EVENTS	39
ACCIDENTS	40
HEALTH BEHAVIOUR	42
<hr/>	
PHYSICAL ACTIVITY	42
ALCOHOL	42
SMOKING	44
HASH	45
ILLEGAL DRUGS	45
SNUFF	46
SELF-CONFIDENCE	48
<hr/>	
SELF-EFFICACY	48
PERSONALITY	49
<hr/>	
PERSONALITY ASSESSMENT	49
COMMENTS	50
<hr/>	

The FOCA-questionnaire

School

1. What kind of school are you attending?

- | | |
|--------------------------------------------------------------------|---------------------------------------------------------------|
| 1 <input type="checkbox"/> Compulsory school (municipality) | 2 <input type="checkbox"/> Compulsory school (private) |
| 3 <input type="checkbox"/> Compulsory school (continuation school) | 4 <input type="checkbox"/> Compulsory school (special school) |

Reference:

Question no. 1 is devised specifically for the FOCA questionnaire by Merete Labriola. The question is translated from Danish into English specifically for this English reporting.

NB. The options are based on the possibilities in the Danish school system.

Relationships

2. Do you have a boyfriend/girlfriend?

0 Yes 1 No, not now, but previously 2 No, have never had one

If you answered "no", skip to question no. 5

Question no. 2 is translated from the Norwegian Young HUNT 3 questionnaire to Danish, based on an English and a Norwegian version of the original question.

Reference:

Young Hunt 3: <http://www.ntnu.edu/hunt/data/que>

3. Do you think you are a good boyfriend/girlfriend?

0 Yes 1 No 98 Don't know

4. Have you ever been left by a boyfriend/girlfriend?

2 Yes, multiple times 1 Yes, once 0 No

Reference:

Question no. 3 + 4 are devised specifically for the FOCA questionnaire by Merete Labriola and Louise Lindholdt. The questions are translated from Danish into English specifically for this English reporting.

Peer context

Social relations

5. When you think of your friends, would you say that...? (Put a X for each line)

	Strongly agree	Agree	Neither agree or disagree	Disagree	Strongly disagree
a) I feel closely connected to my friends	1 <input type="checkbox"/>	2 <input type="checkbox"/>	3 <input type="checkbox"/>	4 <input type="checkbox"/>	5 <input type="checkbox"/>
b) My friends value my opinion	1 <input type="checkbox"/>	2 <input type="checkbox"/>	3 <input type="checkbox"/>	4 <input type="checkbox"/>	5 <input type="checkbox"/>
c) I can be of help and support to my friends	1 <input type="checkbox"/>	2 <input type="checkbox"/>	3 <input type="checkbox"/>	4 <input type="checkbox"/>	5 <input type="checkbox"/>
d) I can rely on my friends, when I need help	1 <input type="checkbox"/>	2 <input type="checkbox"/>	3 <input type="checkbox"/>	4 <input type="checkbox"/>	5 <input type="checkbox"/>
e) My friends push me to do things, I otherwise would not do myself	1 <input type="checkbox"/>	2 <input type="checkbox"/>	3 <input type="checkbox"/>	4 <input type="checkbox"/>	5 <input type="checkbox"/>

6. Think about the past month. How often do you do the following: (Put a X for each line)

	Everyday	2-5 times a week	Once a month	1-3 times a month	Rarer	Never
a) You talk to / chat with your friends on the phone or via the internet (e.g. SKYPE, Facebook)	1 <input type="checkbox"/>	2 <input type="checkbox"/>	3 <input type="checkbox"/>	4 <input type="checkbox"/>	5 <input type="checkbox"/>	6 <input type="checkbox"/>
b) You have your friends over at your place	1 <input type="checkbox"/>	2 <input type="checkbox"/>	3 <input type="checkbox"/>	4 <input type="checkbox"/>	5 <input type="checkbox"/>	6 <input type="checkbox"/>
c) You are out with or visiting your friends	1 <input type="checkbox"/>	2 <input type="checkbox"/>	3 <input type="checkbox"/>	4 <input type="checkbox"/>	5 <input type="checkbox"/>	6 <input type="checkbox"/>

Question no. 5+6 are adopted from a Danish Questionnaire made by SFI - The Danish National Centre For Social Research. The questions are translated from Danish into English specifically for this English reporting.

Reference:

- Forløbsundersøgelsen af børn født i 1995. SFI 2011 (Danish Questionnaire)
- Vestliv '89 2010 spørgeskema: <http://vestliv.dk/dk/sprgeskema/tidligere-sprgeskemaer> (Danish Questionnaire)

Hobbies

7. What are your hobbies?

Reference:

Question no. 7 is devised specifically for the FOCA questionnaire by Merete Labriola and Louise Lindholdt. The question is translated from Danish into English specifically for this English reporting.

Gaming

8. In your spare time, how many hours a day do you spend playing computer games (gaming)?

	No time	½ - 1 hour a day	2 – 3 hours a day	4 – 6 hours a day	7 hours or more a day
a) Weekdays	0 <input type="checkbox"/>	1 <input type="checkbox"/>	2 <input type="checkbox"/>	3 <input type="checkbox"/>	4 <input type="checkbox"/>
b) Weekends	0 <input type="checkbox"/>	1 <input type="checkbox"/>	2 <input type="checkbox"/>	3 <input type="checkbox"/>	4 <input type="checkbox"/>

Reference:

Question no. 8 is devised specifically for the FOCA questionnaire by Merete Labriola and Louise Lindholdt (by request from Zibra (a Danish company)). The question is translated from Danish into English specifically for this English reporting.

Loneliness

9. The next questions are about how you feel about different aspects of your life. For each one, tell how often you feel that way.

	Hardly Ever	Some of the Time	Often
a) How often do you feel that you lack companionship?	1 <input type="checkbox"/>	2 <input type="checkbox"/>	3 <input type="checkbox"/>
b) How often do you feel left out?	1 <input type="checkbox"/>	2 <input type="checkbox"/>	3 <input type="checkbox"/>
c) How often do you feel isolated from others?	1 <input type="checkbox"/>	2 <input type="checkbox"/>	3 <input type="checkbox"/>

Question no. 9 (a, b, c) is translated from an existing scale, "The Three-Item Loneliness Scale" Hughes et al., 2004, which is a scale that have already been empirically validated. Merete Labriola and Louise Lindholdt translated the question December 3rd, 2015 from the original English version to a Danish version. The translators performed the translation procedure, whereupon there were made an independent review and comparison of the translated questions. In case of discrepancies, the items were discussed and decisions about words and corrections were made in collaboration.

The score is the sum of all items, with higher scores indicating greater loneliness (Hughes et al., 2004).

Reference:

Hughes et al., 2004. A Short Scale for Measuring Loneliness in Large Surveys: Results From Two Population-Based Studies.

Living conditions

Upbringing

10. Which expression is the best description of the place where you lived most of the time, when you were younger than five years?

- | | | |
|--------------------------------------------------|-----------------------------------------------------|------------------------------------------------------|
| 1 <input type="checkbox"/> A farm with livestock | 2 <input type="checkbox"/> A farm without livestock | 3 <input type="checkbox"/> A village in a rural area |
| 4 <input type="checkbox"/> A small town | 5 <input type="checkbox"/> Suburb of a city | 6 <input type="checkbox"/> In a big city |

Reference:

Question no. 10 is devised by researchers from Department of Public Health, Institute of Environmental and Occupational Medicine, Aarhus University. The question is translated from Danish into English specifically for this English reporting.

Home characteristics

11. With whom do you live?

Not all adolescents live with both their parents. Some live only with one parent, others have two homes or two families.

Do you have one or two homes?

- | | |
|-------------------------------------|--------------------------------------|
| 1 <input type="checkbox"/> One home | 2 <input type="checkbox"/> Two homes |
|-------------------------------------|--------------------------------------|

- If you have one home → complete *only* column A
- If you have two homes → complete *both* column A and B

A. Your (first) home

a) Do you live here...?

- 1 All the time
- 2 Most of the time
- 3 Half of the time

B. Your second home

a) Do you live here...?

- 1 Half of the time
- 2 Regularly, but less than half of the time
- 3 In the weekends
- 4 Occasionally
- 5 Rarely

... continued

A. Your (first) home	B. Your second home
b) With whom do you live? (put a X for each person living in this home)	b) With whom do you live? (put a X for each person living in this home)
<p>Adults</p> <p>x1 <input type="checkbox"/> Mom</p> <p>x2 <input type="checkbox"/> Dad</p> <p>x3 <input type="checkbox"/> Stepmom, dad's new wife or partner</p> <p>x4 <input type="checkbox"/> Stepdad, mom's new husband or partner</p> <p>x5 <input type="checkbox"/> Grandmom</p> <p>x6 <input type="checkbox"/> Granddad</p> <p>x7 <input type="checkbox"/> I live in an orphanage / institution</p> <p>x8 <input type="checkbox"/> I live with a foster family</p> <p>x9 <input type="checkbox"/> Other adults: _____ 9_text</p>	<p>Adults</p> <p>x1 <input type="checkbox"/> Mom</p> <p>x2 <input type="checkbox"/> Dad</p> <p>x3 <input type="checkbox"/> Stepmom, dad's new wife or partner</p> <p>x4 <input type="checkbox"/> Stepdad, mom's new husband or partner</p> <p>x5 <input type="checkbox"/> Grandmom</p> <p>x6 <input type="checkbox"/> Granddad</p> <p>x7 <input type="checkbox"/> I live in an orphanage / institution</p> <p>x8 <input type="checkbox"/> I live with a foster family</p> <p>x9 <input type="checkbox"/> Other adults: _____ 9_text</p>
<p>Siblings</p> <p>c) Do you live with any siblings? (Incl. Half- bonus and foster brothers / sisters)</p>	<p>Siblings</p> <p>c) Do you live with any siblings? (Incl. Half- bonus and foster brothers / sisters)</p>
<p>0 <input type="checkbox"/> No</p> <p>1 <input type="checkbox"/> Yes</p> <p>If yes, how many: _____ no.</p>	<p>0 <input type="checkbox"/> No</p> <p>1 <input type="checkbox"/> Yes</p> <p>If yes, how many: _____ no.</p>
<p>d) Do you have your own room?</p> <p>0 <input type="checkbox"/> No, I'm sharing a room</p> <p>1 <input type="checkbox"/> Yes</p>	<p>d) Do you have your own room?</p> <p>0 <input type="checkbox"/> No, I'm sharing a room</p> <p>1 <input type="checkbox"/> Yes</p>
<p>e) How do you live here?</p> <p>1 <input type="checkbox"/> In an apartment</p> <p>2 <input type="checkbox"/> In a terraced house/a villa/a detached house</p> <p>3 <input type="checkbox"/> On a farm</p> <p>4 <input type="checkbox"/> Something else: _____ 4_text</p>	<p>e) How do you live here?</p> <p>1 <input type="checkbox"/> In an apartment</p> <p>2 <input type="checkbox"/> In a terraced house/a villa/a detached house</p> <p>3 <input type="checkbox"/> On a farm</p> <p>4 <input type="checkbox"/> Something else: _____ 4_text</p>

Question no. 11, column A and column B is adopted from a Danish questionnaire appertaining a youth cohort study; the West Jutland Cohort study (Vestliv). The question about siblings is devised specifically for

the FOCA questionnaire by Merete Labriola and Louise Lindholdt. The question is translated from Danish into English specifically for this English reporting.

Reference:

- <http://www.hbsc.org>
- Vestliv '89 14/15-års spørgeskema: [http://vestliv.dk/userfiles/15-årige-2004\(1\).pdf](http://vestliv.dk/userfiles/15-årige-2004(1).pdf) (Danish Questionnaire).

Neighbourhood

12. To what extent do you agree or disagree with the following statements? (Put a X for each line)

	Strongly agree	Agree	Disagree	Strongly disagree
a) I feel safe in my neighbourhood	4 <input type="checkbox"/>	3 <input type="checkbox"/>	2 <input type="checkbox"/>	1 <input type="checkbox"/>
b) My neighbourhood is a good place to live	4 <input type="checkbox"/>	3 <input type="checkbox"/>	2 <input type="checkbox"/>	1 <input type="checkbox"/>
c) My neighbourhood has good leisure time facilities, e.g. clubs, sports facilities, nature	4 <input type="checkbox"/>	3 <input type="checkbox"/>	2 <input type="checkbox"/>	1 <input type="checkbox"/>

Question no. 12 is translated from Danish into English specifically for this English reporting.

Reference:

<http://www.hbsc.org>

Deprivation

13. During the past 12 months how often could you not afford to participate in the following activities?

(Put a X for each line)

	Very often	Often	Sometimes	Rarely	Never
a) Activities with friends that cost money (e.g. sports events, concerts)	5 <input type="checkbox"/>	4 <input type="checkbox"/>	3 <input type="checkbox"/>	2 <input type="checkbox"/>	1 <input type="checkbox"/>
b) Leisure time activities that cost money to participate in	5 <input type="checkbox"/>	4 <input type="checkbox"/>	3 <input type="checkbox"/>	2 <input type="checkbox"/>	1 <input type="checkbox"/>
c) Travel with sports club or other clubs/associations	5 <input type="checkbox"/>	4 <input type="checkbox"/>	3 <input type="checkbox"/>	2 <input type="checkbox"/>	1 <input type="checkbox"/>

Question no. 13 is translated from Danish into English specifically for this English reporting.

14. Have you experienced...? (Put a X for each line)

	Very often	Often	Sometimes	Rarely	Never
a) Not being able to participate in leisure time activities as your peers because you could not afford it	5 <input type="checkbox"/>	4 <input type="checkbox"/>	3 <input type="checkbox"/>	2 <input type="checkbox"/>	1 <input type="checkbox"/>
b) Not being able to afford the same clothes/fashion items as your peers	5 <input type="checkbox"/>	4 <input type="checkbox"/>	3 <input type="checkbox"/>	2 <input type="checkbox"/>	1 <input type="checkbox"/>
c) Not being able to celebrate or give a gift in relation to a birthday or christmas because you could not afford it	5 <input type="checkbox"/>	4 <input type="checkbox"/>	3 <input type="checkbox"/>	2 <input type="checkbox"/>	1 <input type="checkbox"/>

Question no. 14 item a + item b are adopted from a Danish questionnaire appertaining a youth cohort study; the West Jutland Cohort study (Vestliv). The items are translated from Danish into English specifically for this English reporting. Item c is a modified item adopted from UNICEF 2012, "Measuring child poverty: New league tables of child poverty in the world's rich countries".

Reference:

- Vestliv '89 17/18-års spørgeskema: <http://vestliv.dk/dk/sprgeskema/tidligere-sprgeskemaer> (Danish Questionnaire)
- <http://www.euro.who.int/en/health-topics/Life-stages/child-and-adolescent-health/adolescent-health/health-behaviour-in-school-aged-children-hbsc2.-who-collaborative-cross-national-study-of-children-aged-1115>
- UNICEF 2012, Measuring child poverty: New league tables of child poverty in the world's rich countries.

After-school job

15. Do you have, or have you had an after-school job within the last year?

(An after-school job means being employed by a company, and thus not considering e.g. babysitting for your neighbour)

- | | | |
|------------------------------------------------------------|----------------------------------------------------------------------------------------------------------------|---------------------------------------------------------------------------------------------------------|
| 1 <input type="checkbox"/> Yes, I have an after-school job | 2 <input type="checkbox"/> Yes, I have had an after-school job within the last year, but I do not have one now | 3 <input type="checkbox"/> No, I neither have an after-school job nor have had one within the last year |
|------------------------------------------------------------|----------------------------------------------------------------------------------------------------------------|---------------------------------------------------------------------------------------------------------|

If you answered "no", skip to question no. 20.

16. Do you only work during vacations, or do you work during the full year?

- 1 Only during vacations 2 The full year

17. How many hours do you work per week in average? _____ hours

18. What tasks do you have at your after-school job? (One or more X's)

- | | | |
|-------------------------------------------------------|----------------------------------------------------------------------------------|-------------------------------------------------------------------------------------|
| x1 <input type="checkbox"/> Cleaning | x2 <input type="checkbox"/> Newspaper carrier | x3 <input type="checkbox"/> Clear tables |
| x4 <input type="checkbox"/> Stock shelves | x5 <input type="checkbox"/> Agriculture, horticulture, gardening | x6 <input type="checkbox"/> Dishwasher |
| x7 <input type="checkbox"/> Prepare food | x8 <input type="checkbox"/> Sort bottles | x9 <input type="checkbox"/> Waiter / waitress (e.g. at a cafe, hotel or restaurant) |
| x10 <input type="checkbox"/> Cashier in a supermarket | x11 <input type="checkbox"/> Cashier in a small store, eg. bakery or gas station | x12 <input type="checkbox"/> Other _____ x12text |

Question no. 15-18 are modified questions and response categories from a Danish report regarding different aspects of working environment factors in after-school jobs among adolescents aged 13-17 years. The questions are translated from Danish into English specifically for this English reporting.

Reference:

Labriola M, Lund T, Andersen JH. Fysiske og psykiske arbejdsmiljøbelastninger i fritidsjob blandt unge i alderen 13-17 år. LO 2011 (*Danish report*)

19. How would you describe the balance between focusing on both school and after-school job?

- 3 Bad 2 Appropriate 1 Good

Reference:

Question no. 19 is devised specifically for the FOCA questionnaire by Merete Labriola and Louise Lindholdt. The question is translated from Danish into English specifically for this English reporting.

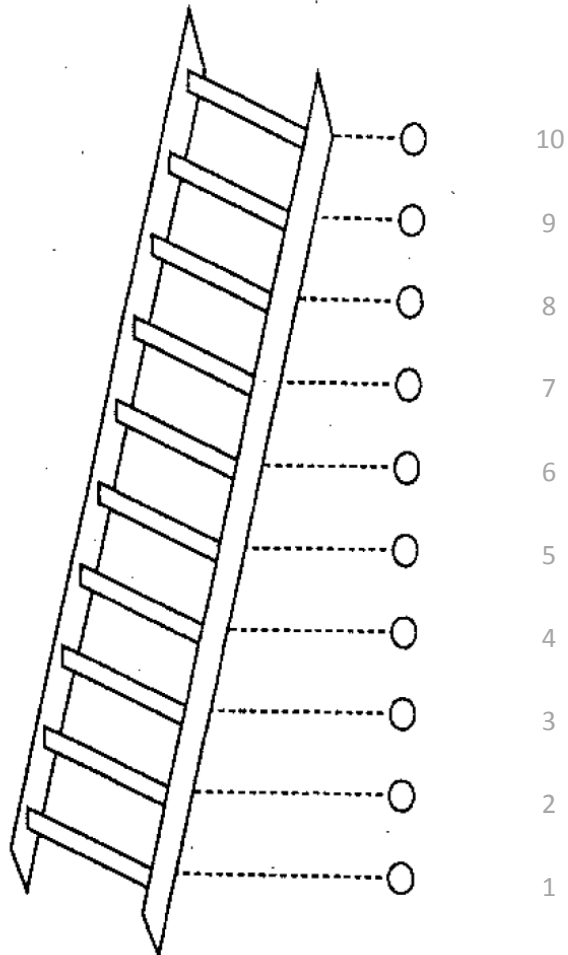
Subjective SES

20. Assume that the ladder is a way of picturing your school.

- At the top of the ladder are the people in your school with the most respect, the highest grades, and the highest standing.
- At the bottom are the people who no one respects, no one wants to hang around with, and have the worst grades.

Where would you place yourself on this ladder?

Fill in the circle that best represents where you would be on this ladder.

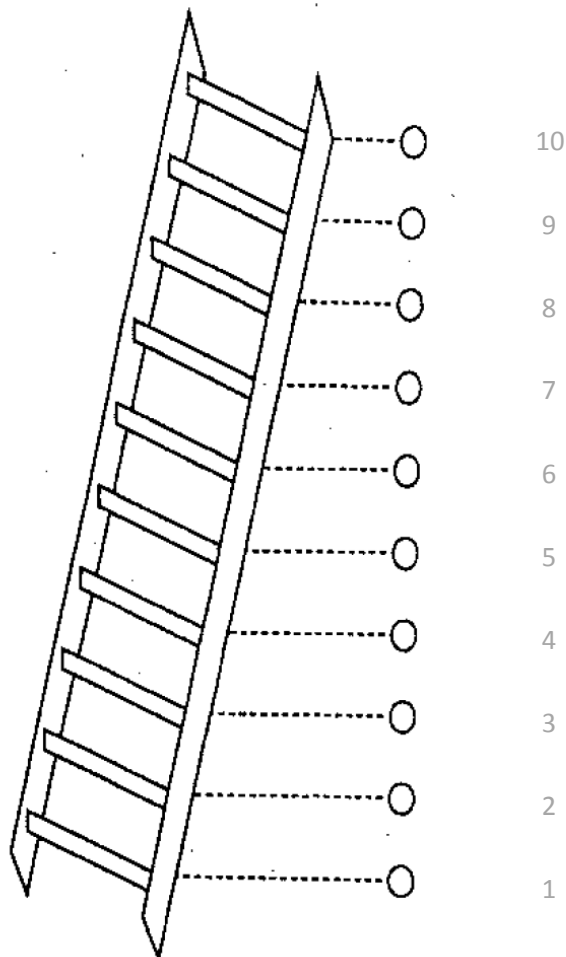


21. Imagine that this ladder pictures how the Danish society is set up.

- At the top of the ladder are the people who are the best off – they have the most money, the highest amount of schooling, and the jobs that bring the most respect.
- At the bottom are people who are the worst off – they have the least money, little or no education, no job or jobs that no one wants or respects.

Now think about your family.

Fill in the circle that best represents where your family would be on this ladder.



Reference:

Goodman E, Adler NE, Kawachi I, Frazier AL, Huang B & Colditz GA. Adolescents' Perceptions of Social Status: Development and Evaluation of a New Indicator. Pediatrics 2001, vol. 108(2).

School context & education

Demands/pressure (teacher, schoolwork)

22. Do any of the following things happen to you at school, or have any of them happened?

(Put a X for each line)

	Never	Sometimes	Often	Very often
a) Have difficulties concentrating during class	0 <input type="checkbox"/>	1 <input type="checkbox"/>	2 <input type="checkbox"/>	3 <input type="checkbox"/>
b) Think that gym or art is fun	0 <input type="checkbox"/>	1 <input type="checkbox"/>	2 <input type="checkbox"/>	3 <input type="checkbox"/>
c) That other classes are fun	0 <input type="checkbox"/>	1 <input type="checkbox"/>	2 <input type="checkbox"/>	3 <input type="checkbox"/>
d) Argue with the teacher	0 <input type="checkbox"/>	1 <input type="checkbox"/>	2 <input type="checkbox"/>	3 <input type="checkbox"/>
e) Look forward to going to school	0 <input type="checkbox"/>	1 <input type="checkbox"/>	2 <input type="checkbox"/>	3 <input type="checkbox"/>
f) Skip school	0 <input type="checkbox"/>	1 <input type="checkbox"/>	2 <input type="checkbox"/>	3 <input type="checkbox"/>
g) Understand what is being taught	0 <input type="checkbox"/>	1 <input type="checkbox"/>	2 <input type="checkbox"/>	3 <input type="checkbox"/>
h) Have fun during recess/break time	0 <input type="checkbox"/>	1 <input type="checkbox"/>	2 <input type="checkbox"/>	3 <input type="checkbox"/>
i) Are satisfied with your test results	0 <input type="checkbox"/>	1 <input type="checkbox"/>	2 <input type="checkbox"/>	3 <input type="checkbox"/>
j) Have fistfights	0 <input type="checkbox"/>	1 <input type="checkbox"/>	2 <input type="checkbox"/>	3 <input type="checkbox"/>
k) Are reprimanded by the teacher	0 <input type="checkbox"/>	1 <input type="checkbox"/>	2 <input type="checkbox"/>	3 <input type="checkbox"/>
l) Cannot manage to be calm/sit still during class	0 <input type="checkbox"/>	1 <input type="checkbox"/>	2 <input type="checkbox"/>	3 <input type="checkbox"/>
m) Become bored or dissatisfied	0 <input type="checkbox"/>	1 <input type="checkbox"/>	2 <input type="checkbox"/>	3 <input type="checkbox"/>
n) Are called a negative name by students for a long time	0 <input type="checkbox"/>	1 <input type="checkbox"/>	2 <input type="checkbox"/>	3 <input type="checkbox"/>
o) Are snubbed/excluded by the students for a long time	0 <input type="checkbox"/>	1 <input type="checkbox"/>	2 <input type="checkbox"/>	3 <input type="checkbox"/>

Question no. 22 is translated from the Norwegian Young HUNT 3 questionnaire to Danish, based on an English and a Norwegian version of the original question. Merete Labriola and Louise Lindholdt translated the question November 2nd, 2015. The translators performed the translation procedure, whereupon there were made an independent review and comparison of the translated questions. In case of discrepancies, the items were discussed and decisions about words and corrections were made in collaboration. Afterwards, there was made a pretest of the translated questions on representatives from the target group regarding relevance and ambiguous word meanings. Originally, the question consists of 16 items. In this case only 15 items are adopted since the remaining item, "dealing with reading and writing difficulties", are excluded due to use of other questions within this area.

Reference:

Young Hunt 3: <http://www.ntnu.edu/hunt/data/que>

Control

23. To what extent do you agree or disagree in the following statement about the teachers at your school?

Most of the teachers take an interest in our well-being:

- | | |
|-------------------------------------------|----------------------------------------------|
| 1 <input type="checkbox"/> Strongly agree | 2 <input type="checkbox"/> Agree |
| 3 <input type="checkbox"/> Disagree | 4 <input type="checkbox"/> Strongly disagree |

Inspired by Gadin KG & Hammerstrom A, 2000, question no. 23 is devised specifically for the FOCA questionnaire. The question is translated from Danish into English specifically for this English reporting.

Reference:

Gadin KG & Hammerstrom A. School-related health – a cross-sectional study among young boys and girls. International Journal of Health Services 2000, vol. 30(4), pp. 797-820.

Reading difficulties

24. Do you feel limited by reading- or writing difficulties in your everyday life?

- | | |
|--------------------------------|-------------------------------|
| 1 <input type="checkbox"/> Yes | 0 <input type="checkbox"/> No |
|--------------------------------|-------------------------------|

If you answered "no", skip to question no. 26

25. With your reading- or writing difficulties in mind, please answer the following questions

	Yes	No
a) Do you think that your difficulties will have an influence on your future choice of education?	1 <input type="checkbox"/>	0 <input type="checkbox"/>
b) Have you completed a reading test with the purpose of investigating if you are dyslexic?	1 <input type="checkbox"/>	0 <input type="checkbox"/>

If yes:

Did the test conclude that you were dyslexic?

- | | |
|--------------------------------|-------------------------------|
| 1 <input type="checkbox"/> Yes | 0 <input type="checkbox"/> No |
|--------------------------------|-------------------------------|

- | | | |
|------------------------------------------------------------------------------------------------------------------------------------------|----------------------------|----------------------------|
| c) Have you received the help you need as a consequence of your reading- or writing difficulties? (E.g. assistive technology as IT help) | 1 <input type="checkbox"/> | 0 <input type="checkbox"/> |
|------------------------------------------------------------------------------------------------------------------------------------------|----------------------------|----------------------------|

Question no. 24+25 are modified items adopted from a Danish questionnaire appertaining a youth cohort

study; the West Jutland Cohort study (Vestliv). The sub-question associated to item b is devised specifically for the FOCA questionnaire by Merete Labriola and Louise Lindholdt.

Question no. 24+25 are translated from Danish into English specifically for this English reporting.

Reference:

- Vestliv '83 2011 spørgeskema: <http://vestliv.dk/userfiles/vestliv%202011%2083.pdf> (Danish Questionnaire)

Homework

26. How much time per week do you normally use on homework? (include the time you use during the weekend, and the time you get homework help in school or at home)

0 <input type="checkbox"/> No time	1 <input type="checkbox"/> Less than 1 hour a week	2 <input type="checkbox"/> 1 -3 hours a week
3 <input type="checkbox"/> 4-6 hours a week	4 <input type="checkbox"/> 7-9 hours a week	5 <input type="checkbox"/> 10 hours or more

Question no. 26 is translated from Danish into English specifically for this English reporting.

Reference:

<http://www.hbsc.org>

Homework support

27. Do you have access to the help you need to do your homework?

1 <input type="checkbox"/> Yes	0 <input type="checkbox"/> No
--------------------------------	-------------------------------

Reference:

Question no. 27 is devised specifically for the FOCA questionnaire by Merete Labriola and Louise Lindholdt. The question is translated from Danish into English specifically for this English reporting.

Grade meaning

28. How important are grades to you?

1 <input type="checkbox"/> Very important	2 <input type="checkbox"/> Important
3 <input type="checkbox"/> Less important	4 <input type="checkbox"/> Not important

Question no. 28 is adopted from a Danish report regarding health and lifestyle among students in upper secondary education in a Danish Municipality (Nielsen, 1998). The question is translated from Danish into English specifically for this English reporting.

Reference:

Nielsen NS. Sundhed og livsstil hos elever på ungdomsuddannelserne i Frederiksborg Amt. DIKE. 1998. (Danish report)

Teacher support

29. The teachers create a good sense of unity in the class

4 <input type="checkbox"/> Always	3 <input type="checkbox"/> Most of the time	2 <input type="checkbox"/> Sometimes
1 <input type="checkbox"/> Rarely	0 <input type="checkbox"/> Never	

30. Do you agree or disagree in the following statement about the teachers at your school:

My teachers help me if I need extra help

1 <input type="checkbox"/> Strongly agree	2 <input type="checkbox"/> Agree
3 <input type="checkbox"/> Disagree	4 <input type="checkbox"/> Strongly disagree

Question no. 29+30 are translated from Danish into English specifically for this English reporting.

Reference:

- <http://www.hbsc.org>
- <http://www.oecd.org/pisa/>

Classmate support/integration

31. How often does the following statements fit on your class?

a) We have a good companionship in our class

5 <input type="checkbox"/> Always	4 <input type="checkbox"/> Most of the time	3 <input type="checkbox"/> Sometimes
2 <input type="checkbox"/> Rarely	1 <input type="checkbox"/> Never	

b) We are good at helping each other in our class

5 <input type="checkbox"/> Always	4 <input type="checkbox"/> Most of the time	3 <input type="checkbox"/> Sometimes
2 <input type="checkbox"/> Rarely	1 <input type="checkbox"/> Never	

c) You feel left out by your classmates

- | | | |
|-----------------------------------|---------------------------------------------|--------------------------------------|
| 5 <input type="checkbox"/> Always | 4 <input type="checkbox"/> Most of the time | 3 <input type="checkbox"/> Sometimes |
| 2 <input type="checkbox"/> Rarely | 1 <input type="checkbox"/> Never | |

Item a and item c in Question no. 31 are adopted from a Danish youth Survey (Balvig, 2002) and a Danish report regarding health and lifestyle among students in upper secondary education in a Danish Municipality (Nielsen, 1998). Item b is devised specifically for the FOCA questionnaire by Merete Labriola and Louise Lindholdt. The three items are translated from Danish into English specifically for this English reporting.

Reference:

- Balvig F. 2002, *Risiko Ungdom. Ungdomsundersøgelse 1999*. Det Kriminalpræventive Råd, Glostrup, 2. Reviderede oplag. (Danish report)
- Nielsen NS. Sundhed og livsstil hos elever på ungdomsuddannelserne i Frederiksborg Amt. DIKE. 1998. (Danish report)
- <http://www.hbsc.org>

Absenteeism

32. Within the last month, how many full school days/work days have you been absent due to sickness?

- | | | |
|----------------------------------------|-------------------------------------|-------------------------------------------|
| 0 <input type="checkbox"/> None | 1 <input type="checkbox"/> 1 day | 2 <input type="checkbox"/> 2 days |
| 3 <input type="checkbox"/> 3-4 days | 4 <input type="checkbox"/> 5-6 days | 5 <input type="checkbox"/> 7 or more days |
| 98 <input type="checkbox"/> Don't know | | |

33. Within the last month, how many full school days/work days did you skip school?

- | | | |
|----------------------------------------|-------------------------------------|-------------------------------------------|
| 0 <input type="checkbox"/> None | 1 <input type="checkbox"/> 1 day | 2 <input type="checkbox"/> 2 days |
| 3 <input type="checkbox"/> 3-4 days | 4 <input type="checkbox"/> 5-6 days | 5 <input type="checkbox"/> 7 or more days |
| 98 <input type="checkbox"/> Don't know | | |

Question no. 32+33 are adopted from a Danish report devised by The Danish Health Authority and The Danish Cancer Society about adolescents' lifestyle and daily life. The response categories are modified for use in the FOCA questionnaire. The two questions are translated from Danish into English specifically for this English reporting.

Reference:

- Sundhedsstyrelsen & Kræftens Bekæmpelse 2006, *Unge livsstil og dagligdag – MULD-rapport nr. 6*. (Danish report)

School satisfaction

34. At the moment, what do you think about school?

- | | | |
|------------------------------------------------|---------------------------------------------------|-----------------------------------------|
| 1 <input type="checkbox"/> I like it very much | 2 <input type="checkbox"/> I like it | 3 <input type="checkbox"/> I find it OK |
| 4 <input type="checkbox"/> I don't like it | 5 <input type="checkbox"/> I don't like it at all | |

Question no. 34 is translated from Danish into English specifically for this English reporting.

Reference:

<http://www.hbsc.org>

IT

35. Do you experience that the use of IT in your lessons are:

- | | | |
|--------------------------------------|-------------------------------------|-------------------------------------------------|
| 5 <input type="checkbox"/> Very high | 4 <input type="checkbox"/> High | 3 <input type="checkbox"/> Neither high nor low |
| 2 <input type="checkbox"/> Low | 1 <input type="checkbox"/> Very low | |

36. Does your school teach digital manners, e.g. social conduct on the Internet?

- | | |
|--------------------------------|-------------------------------|
| 1 <input type="checkbox"/> Yes | 0 <input type="checkbox"/> No |
|--------------------------------|-------------------------------|

37. Does your school teach IT or programming?

- | | |
|--------------------------------|-------------------------------|
| 1 <input type="checkbox"/> Yes | 0 <input type="checkbox"/> No |
|--------------------------------|-------------------------------|

38. How does the following statements regarding IT fit your school? (Put a X for each line)

	Strongly agree	Agree	Disagree	Strongly disagree
a) At my school, IT is incorporated in almost all subjects	1 <input type="checkbox"/>	2 <input type="checkbox"/>	3 <input type="checkbox"/>	4 <input type="checkbox"/>
b) The quality of the applied IT is high	1 <input type="checkbox"/>	2 <input type="checkbox"/>	3 <input type="checkbox"/>	4 <input type="checkbox"/>

39. What drives your motivation during the classes? (One or more X's)

- | | | |
|-----------------------------------------------------------|--------------------------------------------------------|-----------------------------------------------|
| x1 <input type="checkbox"/> Variation in teaching methods | x2 <input type="checkbox"/> Interdisciplinary teaching | x3 <input type="checkbox"/> IT and technology |
| x4 <input type="checkbox"/> Application of digital media | x5 <input type="checkbox"/> Group work | x6 <input type="checkbox"/> Class discussion |
| x7 <input type="checkbox"/> Evaluation and feedback | x8 <input type="checkbox"/> Other _____ | x8text |

40. What do you think is good educational learning and teaching with IT?

Reference:

Question no. 35-40 are devised specifically for the FOCA questionnaire by Merete Labriola and Louise Lindholdt (by request from Zibra (a Danish company)). The questions are translated from Danish into English specifically for this English reporting.

Educational plans/future aspirations

41. What are you interested in? (One or more X's)

x1 <input type="checkbox"/> Construction	x2 <input type="checkbox"/> Energy, environment	x3 <input type="checkbox"/> Film, theater, music
x4 <input type="checkbox"/> Gaming	x5 <input type="checkbox"/> Trade, sales, marketing	x6 <input type="checkbox"/> Hotel, restaurant
x7 <input type="checkbox"/> Sport	x8 <input type="checkbox"/> IT, technology	x9 <input type="checkbox"/> Administration, management
x10 <input type="checkbox"/> Culture, art, design	x11 <input type="checkbox"/> Management, organization	x12 <input type="checkbox"/> Food, nutrition
x13 <input type="checkbox"/> Metal, machinery, mechanics	x14 <input type="checkbox"/> Nature, animals, plants	x15 <input type="checkbox"/> Production, craft, industry
x16 <input type="checkbox"/> Programming	x17 <input type="checkbox"/> Pedagogy, psychology	x18 <input type="checkbox"/> Society, history, religion
x19 <input type="checkbox"/> Service, maintenance, cleaning	x20 <input type="checkbox"/> Social media	x21 <input type="checkbox"/> Social, health, care
x22 <input type="checkbox"/> Languages, communication, media	x23 <input type="checkbox"/> Technology, natural sciences	x24 <input type="checkbox"/> Transport, logistics
x25 <input type="checkbox"/> Tourism	x26 <input type="checkbox"/> Teaching, research	x27 <input type="checkbox"/> Guard, security, rescue
x28 <input type="checkbox"/> Finance		

Reference:

Question no. 41 is devised specifically for the FOCA questionnaire by Merete Labriola and Louise Lindholdt. The question is based on information from the Education Guide (www.ug.dk) – a website managed by the Danish Ministry of Education (<http://eng.uvm.dk>), containing information about different educational programmes as well as job and labour market conditions in Denmark. New response categories about gaming, social media and programming are added by request from Zibra (a Danish company). The question is translated from Danish into English specifically for this English reporting.

42. Have you planned what to attend after finishing 9th grade?

- 5 Yes, I'll attend the 10th grade / continuation school
- 4 Yes, I'll attend an upper secondary education
- 3 Yes, I'll travel abroad as exchange student, au pair or similar
- 2 Yes, other _____2text
- 1 No, I still don't know what to do after 9th grade

Reference:

Question no. 42 is devised specifically for the FOCA questionnaire by Merete Labriola, Thomas Lund and Louise Lindholdt. The options are based on the possibilities in a Danish context. The question is translated from Danish into English specifically for this English reporting.

43. What are your educational plans/future aspirations?

Multiple options are provided for the respondents. The options are not presented here in this English reporting given that the options are based on the possibilities in the Danish educational and academic system, which makes it difficult to compare directly to other systems in other countries.

Reference:

Inspired by various sources, question no. 43 is devised specifically for the FOCA questionnaire.

Family context

Family functioning

44. State your opinion about the following statements regarding your family

	Strongly agree	Agree	Disagree	Strongly disagree
a) Planning family activities is difficult because we misunderstand each other	1 <input type="checkbox"/>	2 <input type="checkbox"/>	3 <input type="checkbox"/>	4 <input type="checkbox"/>
b) In times of crisis we can turn to each other for support	1 <input type="checkbox"/>	2 <input type="checkbox"/>	3 <input type="checkbox"/>	4 <input type="checkbox"/>
c) We cannot talk to each other about the sadness we feel	1 <input type="checkbox"/>	2 <input type="checkbox"/>	3 <input type="checkbox"/>	4 <input type="checkbox"/>
d) Individuals are accepted for what they are	1 <input type="checkbox"/>	2 <input type="checkbox"/>	3 <input type="checkbox"/>	4 <input type="checkbox"/>
e) We avoid discussing our fears and concerns	1 <input type="checkbox"/>	2 <input type="checkbox"/>	3 <input type="checkbox"/>	4 <input type="checkbox"/>
f) We can express feelings to each other	1 <input type="checkbox"/>	2 <input type="checkbox"/>	3 <input type="checkbox"/>	4 <input type="checkbox"/>
g) There are lots of bad feelings in the family	1 <input type="checkbox"/>	2 <input type="checkbox"/>	3 <input type="checkbox"/>	4 <input type="checkbox"/>
h) We feel accepted for what we are	1 <input type="checkbox"/>	2 <input type="checkbox"/>	3 <input type="checkbox"/>	4 <input type="checkbox"/>
i) Making decisions is a problem for our family	1 <input type="checkbox"/>	2 <input type="checkbox"/>	3 <input type="checkbox"/>	4 <input type="checkbox"/>
j) We are able to make decisions about how to solve problems	1 <input type="checkbox"/>	2 <input type="checkbox"/>	3 <input type="checkbox"/>	4 <input type="checkbox"/>
k) We don't get along well together	1 <input type="checkbox"/>	2 <input type="checkbox"/>	3 <input type="checkbox"/>	4 <input type="checkbox"/>
l) We confide in each other	1 <input type="checkbox"/>	2 <input type="checkbox"/>	3 <input type="checkbox"/>	4 <input type="checkbox"/>

The heading is adopted from a Danish questionnaire appertaining a youth cohort study; the West Jutland Cohort study (Vestliv). The heading is translated from Danish into English specifically for this English reporting. The score range from 1-4 with 1 reflecting healthy functioning and 4 reflecting unhealthy functioning (Epstein et al., 1983).

Reference:

Epstein NB, Baldwin LM & Bishop DS. The McMaster Family Assessment Device. Journal of Marital and Family therapy 1983, Vol. 9(2), pp. 171-180.

Parental style

45. Here are some statements about your mother. Please indicate for each statement, how often the following occurs. (The answer *always* means "every time" - *often* means "most times")

	Always	Often	Sometimes	Almost never	Never	Don't have the person	Don't know
a) <u>Your mother</u> plays a large role in your life	5 <input type="checkbox"/>	4 <input type="checkbox"/>	3 <input type="checkbox"/>	2 <input type="checkbox"/>	1 <input type="checkbox"/>	0 <input type="checkbox"/>	98 <input type="checkbox"/>
b) Your relation to <u>your mother</u> is important for you	5 <input type="checkbox"/>	4 <input type="checkbox"/>	3 <input type="checkbox"/>	2 <input type="checkbox"/>	1 <input type="checkbox"/>	0 <input type="checkbox"/>	98 <input type="checkbox"/>
c) <u>Your mother</u> cares for you	5 <input type="checkbox"/>	4 <input type="checkbox"/>	3 <input type="checkbox"/>	2 <input type="checkbox"/>	1 <input type="checkbox"/>	0 <input type="checkbox"/>	98 <input type="checkbox"/>
d) You trust <u>your mother</u>	5 <input type="checkbox"/>	4 <input type="checkbox"/>	3 <input type="checkbox"/>	2 <input type="checkbox"/>	1 <input type="checkbox"/>	0 <input type="checkbox"/>	98 <input type="checkbox"/>
e) You can rely on <u>your mother</u> trust in you	5 <input type="checkbox"/>	4 <input type="checkbox"/>	3 <input type="checkbox"/>	2 <input type="checkbox"/>	1 <input type="checkbox"/>	0 <input type="checkbox"/>	98 <input type="checkbox"/>
f) You can go to <u>your mother</u> for advice	5 <input type="checkbox"/>	4 <input type="checkbox"/>	3 <input type="checkbox"/>	2 <input type="checkbox"/>	1 <input type="checkbox"/>	0 <input type="checkbox"/>	98 <input type="checkbox"/>
g) You can rely on <u>your mother</u> help if you have a problem	5 <input type="checkbox"/>	4 <input type="checkbox"/>	3 <input type="checkbox"/>	2 <input type="checkbox"/>	1 <input type="checkbox"/>	0 <input type="checkbox"/>	98 <input type="checkbox"/>

46. Here are some statements about your father. Please indicate for each statement, how often the following occurs. (The answer *always* means "every time" - *often* means "most times")

	Always	Often	Sometimes	Almost never	Never	Don't have the person	Don't know
a) <u>Your father</u> plays a large role in your life	5 <input type="checkbox"/>	4 <input type="checkbox"/>	3 <input type="checkbox"/>	2 <input type="checkbox"/>	1 <input type="checkbox"/>	0 <input type="checkbox"/>	98 <input type="checkbox"/>
b) Your relation to <u>your father</u> is important for you	5 <input type="checkbox"/>	4 <input type="checkbox"/>	3 <input type="checkbox"/>	2 <input type="checkbox"/>	1 <input type="checkbox"/>	0 <input type="checkbox"/>	98 <input type="checkbox"/>
c) <u>Your father</u> cares for you	5 <input type="checkbox"/>	4 <input type="checkbox"/>	3 <input type="checkbox"/>	2 <input type="checkbox"/>	1 <input type="checkbox"/>	0 <input type="checkbox"/>	98 <input type="checkbox"/>
d) You trust <u>your father</u>	5 <input type="checkbox"/>	4 <input type="checkbox"/>	3 <input type="checkbox"/>	2 <input type="checkbox"/>	1 <input type="checkbox"/>	0 <input type="checkbox"/>	98 <input type="checkbox"/>
e) You can rely on <u>your father</u> trust in you	5 <input type="checkbox"/>	4 <input type="checkbox"/>	3 <input type="checkbox"/>	2 <input type="checkbox"/>	1 <input type="checkbox"/>	0 <input type="checkbox"/>	98 <input type="checkbox"/>
f) You can go to <u>your father</u> for advice	5 <input type="checkbox"/>	4 <input type="checkbox"/>	3 <input type="checkbox"/>	2 <input type="checkbox"/>	1 <input type="checkbox"/>	0 <input type="checkbox"/>	98 <input type="checkbox"/>
g) You can rely on <u>your father</u> help if you have a problem	5 <input type="checkbox"/>	4 <input type="checkbox"/>	3 <input type="checkbox"/>	2 <input type="checkbox"/>	1 <input type="checkbox"/>	0 <input type="checkbox"/>	98 <input type="checkbox"/>

Question no. 45+46 are adopted from a questionnaire made by SFI – The Danish National Centre for Social Research. The response category “don’t have the person” is added specifically for the FOCA questionnaire. The questions are translated from Danish into English specifically for this English reporting.

47. How often does it occur that one of your parents ... (Put a X for each line)

	Several times a week	Several times a month	A few times a year	About once a year	Never or seldom
a) Sits and has a main meal together with you?	5 <input type="checkbox"/>	4 <input type="checkbox"/>	3 <input type="checkbox"/>	2 <input type="checkbox"/>	1 <input type="checkbox"/>
b) Discusses political and social topics with you?	5 <input type="checkbox"/>	4 <input type="checkbox"/>	3 <input type="checkbox"/>	2 <input type="checkbox"/>	1 <input type="checkbox"/>
c) Discusses books, movies or tv-programmes with you?	5 <input type="checkbox"/>	4 <input type="checkbox"/>	3 <input type="checkbox"/>	2 <input type="checkbox"/>	1 <input type="checkbox"/>
d) Discusses how your day at school or at work went?	5 <input type="checkbox"/>	4 <input type="checkbox"/>	3 <input type="checkbox"/>	2 <input type="checkbox"/>	1 <input type="checkbox"/>
e) Talks to you about boyfriends/girlfriends and parties you go to?	5 <input type="checkbox"/>	4 <input type="checkbox"/>	3 <input type="checkbox"/>	2 <input type="checkbox"/>	1 <input type="checkbox"/>
f) Talks to you about your health behaviour (e.g. diet, exercise, smoking)	5 <input type="checkbox"/>	4 <input type="checkbox"/>	3 <input type="checkbox"/>	2 <input type="checkbox"/>	1 <input type="checkbox"/>

Question no. 47 is translated from Danish into English specifically for this English reporting.

Reference:

- Forløbsundersøgelsen af børn født i 1995. SFI 2011 (*Danish Questionnaire*)
- <http://www.cpc.unc.edu/projects/addhealth>
- <http://www.hbsc.org>
- <http://www.oecd.org/pisa/>

Curfew

48. Do your parents tell you to be home at a certain time, if you are out on a weekday?

2 Yes

1 Sometimes

0 No

Reference:

Question no. 48 is devised specifically for the FOCA questionnaire by Merete Labriola and Louise Lindholdt.

The question is translated from Danish into English specifically for this English reporting.

Health and wellbeing

Self-rated health

49. In general, would you say your health is?

5 <input type="checkbox"/> Excellent	4 <input type="checkbox"/> Very good	3 <input type="checkbox"/> Good
2 <input type="checkbox"/> Fair	1 <input type="checkbox"/> Poor	

Reference:

- Bjørner JB, Damsgaard TM, Watt T, Bech P, Rasmussen NK, Kristensen TS, Modvig J & Thuneborg K. 1997, Dansk manual til SF-36 – et spørgeskema om helbredsstatus. Lægemiddelindustriforeningen, København. (*Danish report*)
- Ware JE & Sherbourne CD. The MOS 36-item short-form health survey (SF-36). I. Conceptual framework and item selection. Medical Care, 1992 Vol. 30, No. 6, pp. 473-483.

Life satisfaction

50. How satisfied are you with your life at the moment?

Indicate your life satisfaction on a scale from 0 to 10, where 10 represents the best possible life for you and 0 represents the worst possible life for you.

The worst possible life = 0						The best possible life = 10				
0	1	2	3	4	5	6	7	8	9	10
<input type="checkbox"/>	<input type="checkbox"/>	<input type="checkbox"/>	<input type="checkbox"/>	<input type="checkbox"/>	<input type="checkbox"/>	<input type="checkbox"/>	<input type="checkbox"/>	<input type="checkbox"/>	<input type="checkbox"/>	<input type="checkbox"/>

Question no. 50 is adopted from a Danish report regarding mental health among children and adolescents. The question is translated from Danish into English specifically for this English reporting. The Cantril ladder form the basis for this question (Cantril, 1965).

Reference:

- Due P, Diderichsen F, Meilstrup C, Nordentoft M, Obel C, Sandbæk A. Børn og unges mentale helbred. Forekomst af psykiske symptomer og lidelser og mulige forebyggelses- indsatser. København:

Vidensråd for Forebyggelse. 2014:1-184. (*Danish report*)

- Huebner ES, Valois RF, Suldo SM, Smith LC, McKnight CG, Seligson JL et al. Perceived quality of life: a neglected component of adolescent health assessment and intervention. *J Adol Health* 2004; 270-278.
- Cantril H. *The Pattern of Human Concerns*. Rutgers University Press. New Brunswick, New Jersey, USA 1965.

Mental health

51. Below is a list of the ways you might have felt or acted. Please check how much you have felt this way during the past week?

	Not at all	A little	Some	A lot
a) I was happy	3 <input type="checkbox"/>	2 <input type="checkbox"/>	1 <input type="checkbox"/>	0 <input type="checkbox"/>
b) I felt like kids I know were not friendly or they didn't want to be with me	0 <input type="checkbox"/>	1 <input type="checkbox"/>	2 <input type="checkbox"/>	3 <input type="checkbox"/>
c) I felt sad	0 <input type="checkbox"/>	1 <input type="checkbox"/>	2 <input type="checkbox"/>	3 <input type="checkbox"/>
d) It was hard to get started doing things	0 <input type="checkbox"/>	1 <input type="checkbox"/>	2 <input type="checkbox"/>	3 <input type="checkbox"/>

Question no. 51 (a, b, c, d) is translated from an existing scale, "The Short Four-Item CES-DC" Houghton et al., 2006 (question no. 12, 15, 18 and 20).

The Short Four-Item CES-DC is a 4-item self-report depression inventory. The total score (ranging from 0-12) is the summation of the four individual item scores. A cut-off score of 5 and over is used, with higher scores indicating increasing levels of depression (Houghton et al., 2006).

Reference:

- Houghton F, Cowley H, Meehan F, Houghton S & Kelleher K. 2006. The Short Four-Item Center for Epidemiological Studies Depression Scale for Children (CES DC) in Ireland, *The Irish Journal of Psychology*, 27:3-4, 183-190.
- Faulstich, M. E., Carey, M. P., Ruggiero, L., Enyart, P., & Gresham, F. 1986. Assessment of depression in childhood and adolescence: an evaluation of the Center for Epidemiological Studies Depression Scale for Children (CES-DC), *American Journal of Psychiatry*, vol. 143, no. 8, pp. 1024-1027.
- Fendrich, M., Weissman, M. M., & Warner, V. 1990. Screening for depressive disorder in children and adolescents: validating the Center for Epidemiologic Studies Depression Scale for Children, *Am J*

Depression (SDQ)

52.

	Not true	Somewhat true	Certainly true
a) I try to be nice to other people. I care about their feelings	0 <input type="checkbox"/>	1 <input type="checkbox"/>	2 <input type="checkbox"/>
b) I am restless, I cannot stay still for long	0 <input type="checkbox"/>	1 <input type="checkbox"/>	2 <input type="checkbox"/>
c) I get a lot of headaches, stomach-aches or sickness	0 <input type="checkbox"/>	1 <input type="checkbox"/>	2 <input type="checkbox"/>
d) I usually share with others (food, games, pens etc.)	0 <input type="checkbox"/>	1 <input type="checkbox"/>	2 <input type="checkbox"/>
e) I get very angry and often lose my temper	0 <input type="checkbox"/>	1 <input type="checkbox"/>	2 <input type="checkbox"/>
f) I am usually on my own. I generally play alone or keep to myself	0 <input type="checkbox"/>	1 <input type="checkbox"/>	2 <input type="checkbox"/>
g) I usually do as I am told	2 <input type="checkbox"/>	1 <input type="checkbox"/>	0 <input type="checkbox"/>
h) I worry a lot	0 <input type="checkbox"/>	1 <input type="checkbox"/>	2 <input type="checkbox"/>
i) I am helpful if someone is hurt, upset or feeling ill	0 <input type="checkbox"/>	1 <input type="checkbox"/>	2 <input type="checkbox"/>
j) I am constantly fidgeting or squirming	0 <input type="checkbox"/>	1 <input type="checkbox"/>	2 <input type="checkbox"/>
k) I have one good friend or more	2 <input type="checkbox"/>	1 <input type="checkbox"/>	0 <input type="checkbox"/>
l) I fight a lot. I can make other people do what I want	0 <input type="checkbox"/>	1 <input type="checkbox"/>	2 <input type="checkbox"/>
m) I am often unhappy, down-hearted or tearful	0 <input type="checkbox"/>	1 <input type="checkbox"/>	2 <input type="checkbox"/>
n) Other people my age generally like me	2 <input type="checkbox"/>	1 <input type="checkbox"/>	0 <input type="checkbox"/>
o) I am easily distracted, I find it difficult to concentrate	0 <input type="checkbox"/>	1 <input type="checkbox"/>	2 <input type="checkbox"/>
p) I am nervous in new situations. I easily lose confidence	0 <input type="checkbox"/>	1 <input type="checkbox"/>	2 <input type="checkbox"/>
q) I am kind to younger children	0 <input type="checkbox"/>	1 <input type="checkbox"/>	2 <input type="checkbox"/>
r) I am often accused of lying or cheating	0 <input type="checkbox"/>	1 <input type="checkbox"/>	2 <input type="checkbox"/>
s) Other children or young people pick on me or bully me	0 <input type="checkbox"/>	1 <input type="checkbox"/>	2 <input type="checkbox"/>
t) I often volunteer to help others (parents, teachers, children)	0 <input type="checkbox"/>	1 <input type="checkbox"/>	2 <input type="checkbox"/>

	Not true	Somewhat true	Certainly true
u) I think before I do things	2 <input type="checkbox"/>	1 <input type="checkbox"/>	0 <input type="checkbox"/>
v) I take things that are not mine from home, school or elsewhere	0 <input type="checkbox"/>	1 <input type="checkbox"/>	2 <input type="checkbox"/>
w) I get on better with adults than with people my own age	0 <input type="checkbox"/>	1 <input type="checkbox"/>	2 <input type="checkbox"/>
x) I have many fears, I am easily scared	0 <input type="checkbox"/>	1 <input type="checkbox"/>	2 <input type="checkbox"/>
y) I finish the work I'm doing. My attention is good	2 <input type="checkbox"/>	1 <input type="checkbox"/>	0 <input type="checkbox"/>

Reference:

- <http://www.sdqinfo.org>
- Scoring instructions: [http://sdqinfo.org/py/sdqinfo/b3.py?language=Englishqz\(UK\)](http://sdqinfo.org/py/sdqinfo/b3.py?language=Englishqz(UK))

Body shape

53. What is your height in centimetres _____ cm

54. What is your weight in kilograms _____ kg

Question no. 53+54 are translated from Danish into English specifically for this English reporting.

55. How will you describe your body?

1 <input type="checkbox"/> Very skinny	2 <input type="checkbox"/> A little skinny	3 <input type="checkbox"/> Appropriate
4 <input type="checkbox"/> A little overweight	5 <input type="checkbox"/> Very overweight	98 <input type="checkbox"/> Don't know

Question no. 55 is translated from Danish into English specifically for this English reporting.

Reference:

Forløbsundersøgelsen af børn født i 1995. SFI 2011 (*Danish Questionnaire*)

56. Are you currently on a diet or doing something else to lose weight?

- | | |
|--------------------------------------------------------|--------------------------------------------------------------|
| 3 <input type="checkbox"/> No, my weight is fine | 2 <input type="checkbox"/> No, but I should lose some weight |
| 1 <input type="checkbox"/> No, I need to put on weight | 0 <input type="checkbox"/> Yes |

Question no. 56 is translated from a WHO reporting (*Health Behaviour in School-aged Children International Report from the 2009/2010 Survey. Social determinants of health and well-being among young people*), based on an English version of the original question. Merete Labriola and Louise Lindholdt translated the question December 4th, 2015 from the original English version to a Danish version.

Reference:

Health Behaviour in School-aged Children International Report from the 2009/2010 Survey. Social determinants of health and well-being among young people.

57. Do you do anything to improve your physique/body shape (e.g., focus on muscle building and/or weight loss)?

- | | |
|------------------------------------------------------|--------------------------------------------------------------------|
| 3 <input type="checkbox"/> No, my body shape is fine | 2 <input type="checkbox"/> No, but I ought to |
| 1 <input type="checkbox"/> A little | 0 <input type="checkbox"/> Yes, I am very focused on my body shape |

Reference:

Question no. 57 is devised specifically for the FOCA questionnaire by Merete Labriola and Louise Lindholdt. The question is translated from Danish into English specifically for this English reporting.

58. Have you used protein supplements or other supplements to increase your muscle building in training?

- | | |
|----------------------------------------------------|---------------------------------------------------|
| 3 <input type="checkbox"/> Yes, I do it every time | 2 <input type="checkbox"/> Yes, I do it regularly |
| 1 <input type="checkbox"/> Yes, I have tried | 0 <input type="checkbox"/> No |

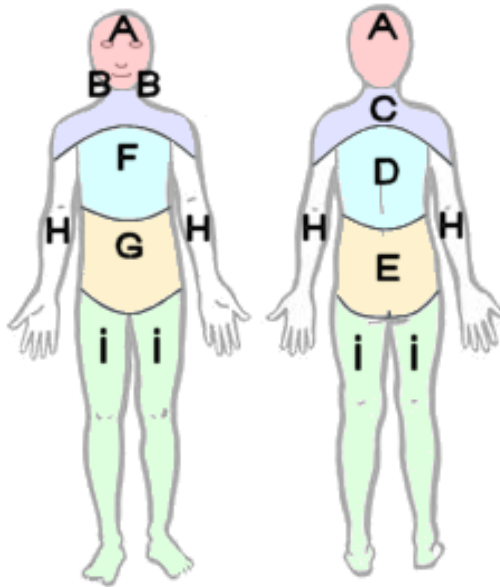
Reference:

Question no. 58 is devised specifically for the FOCA questionnaire by Merete Labriola and Louise Lindholdt. The question is translated from Danish into English specifically for this English reporting.

Pain

59. How often have you had any of the below listed pain during the last 3 months?

(Look at the figure and put a X for each line)



	Never or seldom	About once a month	About once a week	More than once a week	Almost every day
a) Headache/migraine	0 <input type="checkbox"/>	1 <input type="checkbox"/>	2 <input type="checkbox"/>	3 <input type="checkbox"/>	4 <input type="checkbox"/>
b) Jaw pain	0 <input type="checkbox"/>	1 <input type="checkbox"/>	2 <input type="checkbox"/>	3 <input type="checkbox"/>	4 <input type="checkbox"/>
c) Neck/shoulder pain	0 <input type="checkbox"/>	1 <input type="checkbox"/>	2 <input type="checkbox"/>	3 <input type="checkbox"/>	4 <input type="checkbox"/>
d) Pain in the upper back	0 <input type="checkbox"/>	1 <input type="checkbox"/>	2 <input type="checkbox"/>	3 <input type="checkbox"/>	4 <input type="checkbox"/>
e) Pain in the lower back/buttocks	0 <input type="checkbox"/>	1 <input type="checkbox"/>	2 <input type="checkbox"/>	3 <input type="checkbox"/>	4 <input type="checkbox"/>
f) Pain in chest	0 <input type="checkbox"/>	1 <input type="checkbox"/>	2 <input type="checkbox"/>	3 <input type="checkbox"/>	4 <input type="checkbox"/>
g) Stomach pain/Nausea and upset stomach	0 <input type="checkbox"/>	1 <input type="checkbox"/>	2 <input type="checkbox"/>	3 <input type="checkbox"/>	4 <input type="checkbox"/>
h) Pain in the arms	0 <input type="checkbox"/>	1 <input type="checkbox"/>	2 <input type="checkbox"/>	3 <input type="checkbox"/>	4 <input type="checkbox"/>
i) Pain in the legs	0 <input type="checkbox"/>	1 <input type="checkbox"/>	2 <input type="checkbox"/>	3 <input type="checkbox"/>	4 <input type="checkbox"/>
j) Other pain	0 <input type="checkbox"/>	1 <input type="checkbox"/>	2 <input type="checkbox"/>	3 <input type="checkbox"/>	4 <input type="checkbox"/>

If you answered "never or seldom" for everything, skip to question 63.

60. If you have experienced one or more of the aforementioned pains, please put a X for each of the following four questions:

	Not at all	A little	Some	A lot	Highly
a) I believe that my pain can be a sign of long term sickness	0 <input type="checkbox"/>	1 <input type="checkbox"/>	2 <input type="checkbox"/>	3 <input type="checkbox"/>	4 <input type="checkbox"/>
b) I believe that I can do a lot to relieve myself from the pain	0 <input type="checkbox"/>	1 <input type="checkbox"/>	2 <input type="checkbox"/>	3 <input type="checkbox"/>	4 <input type="checkbox"/>
c) My pain frightens me	0 <input type="checkbox"/>	1 <input type="checkbox"/>	2 <input type="checkbox"/>	3 <input type="checkbox"/>	4 <input type="checkbox"/>
d) I believe that my pain can have big implications for my life	0 <input type="checkbox"/>	1 <input type="checkbox"/>	2 <input type="checkbox"/>	3 <input type="checkbox"/>	4 <input type="checkbox"/>

61. All things considered, has pain made it difficult to do daily activities? (Put a X for each line)

	No	Yes, sometimes	Yes, often
a) At school	0 <input type="checkbox"/>	1 <input type="checkbox"/>	2 <input type="checkbox"/>
b) In leisure time	0 <input type="checkbox"/>	1 <input type="checkbox"/>	2 <input type="checkbox"/>

If you answered "never or seldom" for everything, skip to question 63.

62. What type of pain makes daily activities difficult? (One or more X's)

x1 <input type="checkbox"/> Headache/migraine	x2 <input type="checkbox"/> Stomach pain
x3 <input type="checkbox"/> Muscular/skeletal pain	x4 <input type="checkbox"/> Menstrual pain
x5 <input type="checkbox"/> Other pain	

Question no. 59 is translated from the Norwegian Young HUNT 4 questionnaire into Danish, based on an English and a Norwegian version of the original question. Compared to Young HUNT 4, there is added a new response category to this question (item j: "other pain"), and item g is modified specifically for the FOCA questionnaire ("nausea and upset stomach" are added to the original response category).

Question no. 60 is adopted from a Danish questionnaire appertaining a youth cohort study; the West Jutland Cohort study (Vestliv). The question is translated from Danish into English specifically for this English reporting. Question no. 61+62 are translated from the Norwegian Young HUNT 3 questionnaire to Danish, based on an English and a Norwegian version of the original question. Compared to Young HUNT 4, there is added a new response category to question no. 62 (menstrual pain), specifically for the FOCA questionnaire.

Merete Labriola and Louise Lindholdt translated the questions (no. 59-62) November 2nd, 2015. The translators performed the translation procedure, whereupon there were made an independent review and

comparison of the translated questions. In case of discrepancies, the items were discussed and decisions about words and corrections were made in collaboration. Afterwards, there was made a pretest of the translated questions on representatives from the target group regarding relevance and ambiguous word meanings.

Reference:

- Young Hunt 3: <http://www.ntnu.edu/hunt/data/que>
- Young Hunt 4
- Modificerede fra Vestliv '89 14/15-års spørgeskema: <http://vestliv.dk/dk/sprgeskema/tidligere-sprgeskemaer> (*Danish Questionnaire*)

Medicine

63. How frequently have you taken pain medications during the last four weeks (non-prescription medication as for instance aspirin)?

5 <input type="checkbox"/> Several times a day	4 <input type="checkbox"/> Once a day	3 <input type="checkbox"/> 2-6 times a week
2 <input type="checkbox"/> 1-4 times a month	1 <input type="checkbox"/> Less than once a month	0 <input type="checkbox"/> Never

Compared to the original source, there is made an addition to the heading consisting of the information in the bracket.

Reference:

- Muller U, Tanzler K, Burger A, Staub L, Tamcan O, Roeder C, et al. A pain assessment scale for population-based studies: development and validation of the pain module of the Standard Evaluation Questionnaire. *Pain* 2008 05;136(1-2):62-74.
- Vestliv '83 spørgeskema, 2011: <http://vestliv.dk/userfiles/vestliv%202011%2083.pdf> (*Danish Questionnaire*)

Self-harm and suicide

64. Have you ever thought of hurting yourself?

1 <input type="checkbox"/> Yes	0 <input type="checkbox"/> No
--------------------------------	-------------------------------

64a. If Yes:

1 Once 2 Several times

65. Have you ever hurt yourself on purpose?

1 Yes 0 No

65a. If Yes:

1 Once 2 Several times

66. Have you ever thought of commit suicide (even if you would not really do it)?

1 Yes 0 No

66a. If Yes:

1 Once 2 Several times

67. Have you ever tried to commit suicide?

1 Yes 0 No

67a. If Yes:

1 Once 2 Several times

Question no. 64-67 are inspired by the Avon Longitudinal Study of Parents and Children, Life of a 16+ teenager, 198 months questionnaire.

Reference:

- Boyd A, et al. Cohort Profile: the 'children of the 90s'--the index offspring of the Avon Longitudinal Study of Parents and Children. International Journal of Epidemiology 2013, vol. 42, pp. 111-127.

Perceived stress

68. In the last month, how often...?

	Never	Almost never	Sometimes	Fairly often	Very often
a) have you been upset because of something that happened unexpectedly	0 <input type="checkbox"/>	1 <input type="checkbox"/>	2 <input type="checkbox"/>	3 <input type="checkbox"/>	4 <input type="checkbox"/>
b) have you felt that you were unable to control the important things in your life	0 <input type="checkbox"/>	1 <input type="checkbox"/>	2 <input type="checkbox"/>	3 <input type="checkbox"/>	4 <input type="checkbox"/>
c) have you felt nervous and "stressed"	0 <input type="checkbox"/>	1 <input type="checkbox"/>	2 <input type="checkbox"/>	3 <input type="checkbox"/>	4 <input type="checkbox"/>
d) have you felt confident about your ability to handle your personal problems	0 <input type="checkbox"/>	1 <input type="checkbox"/>	2 <input type="checkbox"/>	3 <input type="checkbox"/>	4 <input type="checkbox"/>

e) have you felt that things were going your way	0 <input type="checkbox"/>	1 <input type="checkbox"/>	2 <input type="checkbox"/>	3 <input type="checkbox"/>	4 <input type="checkbox"/>
f) have you found that you could not cope with all the things that you had to do	0 <input type="checkbox"/>	1 <input type="checkbox"/>	2 <input type="checkbox"/>	3 <input type="checkbox"/>	4 <input type="checkbox"/>
g) have you been able to control irritations in your life	0 <input type="checkbox"/>	1 <input type="checkbox"/>	2 <input type="checkbox"/>	3 <input type="checkbox"/>	4 <input type="checkbox"/>
h) have you felt that you were on top of things	0 <input type="checkbox"/>	1 <input type="checkbox"/>	2 <input type="checkbox"/>	3 <input type="checkbox"/>	4 <input type="checkbox"/>
i) have you been angered because of things that happened that were outside of your control	0 <input type="checkbox"/>	1 <input type="checkbox"/>	2 <input type="checkbox"/>	3 <input type="checkbox"/>	4 <input type="checkbox"/>
j) have you felt difficulties were piling up so high that you could not overcome them	0 <input type="checkbox"/>	1 <input type="checkbox"/>	2 <input type="checkbox"/>	3 <input type="checkbox"/>	4 <input type="checkbox"/>

Reference:

- Eskildsen A, Dalgaard VL, Nielsen KJ, Andersen JH, Zachariae R, Olsen LR, Jørgensen A, Christiansen DH. Cross-cultural adaptation and validation of the Danish consensus version of the 10-item Perceived Stress Scale. *Scandinavian Journal of Work, Environment & Health* 2015;41(5):486-490.
- Cohen S, Karmarck T & Mermelstein R. A global measure of perceived stress. *Journal of Health and Social Behaviour* 1983, vol. 24, pp. 385-396.

Externalizing reactions

69. Within the last 2 weeks, how does the following statement fit you? (Put a X for each line)

	None	Little of the time	Some of the time	Most of the time	All of the time
a) I've yelled at people or things	0 <input type="checkbox"/>	1 <input type="checkbox"/>	2 <input type="checkbox"/>	3 <input type="checkbox"/>	4 <input type="checkbox"/>
b) I've had a short fuse	0 <input type="checkbox"/>	1 <input type="checkbox"/>	2 <input type="checkbox"/>	3 <input type="checkbox"/>	4 <input type="checkbox"/>
c) I got so angry I smashed or punched something	0 <input type="checkbox"/>	1 <input type="checkbox"/>	2 <input type="checkbox"/>	3 <input type="checkbox"/>	4 <input type="checkbox"/>
d) I don't get sad, I get mad	0 <input type="checkbox"/>	1 <input type="checkbox"/>	2 <input type="checkbox"/>	3 <input type="checkbox"/>	4 <input type="checkbox"/>

Question no. 69 consists of selected items (Factor 2-Externalizing: 1-4) from Magovcevic, M & Addis, ME. *The Masculine Depression Scale: Development and Psychometric Evaluation. Psychology of Men & Masculinity* 2008, Vol. 9(3), 117–132. Merete Labriola and Louise Lindholdt translated the question from the original English version to a Danish version. The translators performed the translation procedure, whereupon there were made an independent review and comparison of the translated questions. In case of discrepancies, the items were discussed and decisions about words and corrections were made in

collaboration. Compared to the original source, this question has five response categories, because the original response category "none or little of the time" is split in two response categories in the FOCA questionnaire. The heading is translated from Danish into English specifically for this English reporting.

Reference:

Magovcevic, M & Addis, ME. The Masculine Depression Scale: Development and Psychometric Evaluation. *Psychology of Men & Masculinity* 2008, Vol. 9(3), 117–132

Psychosocial factors

Sense of coherence, meaningfulness

70. How do you feel about the things you do every day?

1 <input type="checkbox"/> Like it a lot	2 <input type="checkbox"/> Like it	3 <input type="checkbox"/> It's OK
4 <input type="checkbox"/> Don't like it	5 <input type="checkbox"/> Don't like it all	

71. About your every day life:

(Put a X for each line)

	Very often	Often	Sometimes	Seldom	Never
a) How often do you do things, that you find meaningful?	4 <input type="checkbox"/>	3 <input type="checkbox"/>	2 <input type="checkbox"/>	1 <input type="checkbox"/>	0 <input type="checkbox"/>
b) How often do you have the feeling that you don't really care about what goes on around you?	4 <input type="checkbox"/>	3 <input type="checkbox"/>	2 <input type="checkbox"/>	1 <input type="checkbox"/>	0 <input type="checkbox"/>
c) How often do you have the feeling that there is little meaning in the things you do in your daily life?	4 <input type="checkbox"/>	3 <input type="checkbox"/>	2 <input type="checkbox"/>	1 <input type="checkbox"/>	0 <input type="checkbox"/>

Question no. 70+71 are adopted from the original Sense of Coherence Scale made by Antonovsky. Question no. 70, item b and item c in question no. 71 are adopted from the sub-scale regarding meaningfulness Torsheim et al., 2001, Appendix A). Item a in question no. 71 is inspired by an item from the sub-scale regarding meaningfulness.

Reference:

- Torsheim T, Aaroe LE & Wold B. Sense of coherence and school-related stress as predictors of subjective health complaints in early adolescence: interactive, indirect or direct relationships?. *Social Science & Medicine* 2001, vol. 53(5), pp. 603-614.
- Torsheim T & Wold B. Health behaviour in school-aged children. Research protocol for the 1997-98 Survey. University of Edinburg 1998.
- Koushede V, Holstein BE, Andersen A, Hansen EH. Stress and medicine use for headache: does sense of coherence modify the association? *European Journal of Public Health* 2010, vol. 21(5), pp. 656-661.

Self-esteem

72. How do you agree or disagree with each of the following statements? (Put a X for each line)

	Strongly agree	Agree	Disagree	Strongly disagree
a) I feel, that I have a number of good qualities	4 <input type="checkbox"/>	3 <input type="checkbox"/>	2 <input type="checkbox"/>	1 <input type="checkbox"/>
b) I feel that I'm a person of worth at least equal to others	4 <input type="checkbox"/>	3 <input type="checkbox"/>	2 <input type="checkbox"/>	1 <input type="checkbox"/>
c) I am able to do things as well as most other people	4 <input type="checkbox"/>	3 <input type="checkbox"/>	2 <input type="checkbox"/>	1 <input type="checkbox"/>
d) I take a positive attitude toward myself	4 <input type="checkbox"/>	3 <input type="checkbox"/>	2 <input type="checkbox"/>	1 <input type="checkbox"/>
e) On the whole, I am satisfied with myself	4 <input type="checkbox"/>	3 <input type="checkbox"/>	2 <input type="checkbox"/>	1 <input type="checkbox"/>
f) All in all, I'm inclined to feel that I'm a failure	1 <input type="checkbox"/>	2 <input type="checkbox"/>	3 <input type="checkbox"/>	4 <input type="checkbox"/>

Self-esteem is measured using a six-item subset from the scale developed by Rosenberg (1979). The heading is translated from Danish into English specifically for this English reporting. The response categories are adopted from the Danish Vestliv Questionnaire (question about Self-esteem), and are translated from Danish into English specifically for this English reporting.

Reference:

- Rosenberg M. The self concept: Source, product and social force. In: Social psychology: Sociological perspectives. Rosenberg M & Turner RH, eds. Basic Books, New York 1979.
- Turner RJ, Lloyd DA & Roszell P. Personal resources and the social distribution of depression. American Journal of Community Psychology 1999, vol. 27(5), pp. 643-672.
- Vestliv '89 14/15 års spørgeskema: <http://vestliv.dk/dk/sprgeskema/tidligere-sprgeskemaer> (Danish Questionnaire)

Coping

73. List what you usually do when you experience problems.

Different types of situations trigger different reactions, but try to think about what you usually do when there are things that worry you or you feel pressured.

(Put a X for each line)

	Highly	A lot	A little	Never
a) I've been doing something to think about it less, such as going to movies, watching TV, reading, daydreaming, sleeping, or shopping	4 <input type="checkbox"/>	3 <input type="checkbox"/>	2 <input type="checkbox"/>	1 <input type="checkbox"/>
b) I've been looking for something good in what is happening	4 <input type="checkbox"/>	3 <input type="checkbox"/>	2 <input type="checkbox"/>	1 <input type="checkbox"/>
c) I've been using alcohol or other drugs to make myself feel better	4 <input type="checkbox"/>	3 <input type="checkbox"/>	2 <input type="checkbox"/>	1 <input type="checkbox"/>
d) I've been thinking hard about what steps to take	4 <input type="checkbox"/>	3 <input type="checkbox"/>	2 <input type="checkbox"/>	1 <input type="checkbox"/>
e) I've been trying to see it in a different light, to make it seem more positive	4 <input type="checkbox"/>	3 <input type="checkbox"/>	2 <input type="checkbox"/>	1 <input type="checkbox"/>
f) I've been taking action to try to make the situation better	4 <input type="checkbox"/>	3 <input type="checkbox"/>	2 <input type="checkbox"/>	1 <input type="checkbox"/>
g) I've been trying to get advice or help from other people about what to do	4 <input type="checkbox"/>	3 <input type="checkbox"/>	2 <input type="checkbox"/>	1 <input type="checkbox"/>
h) I've been giving up trying to deal with it	4 <input type="checkbox"/>	3 <input type="checkbox"/>	2 <input type="checkbox"/>	1 <input type="checkbox"/>
i) I've been turning to work or other activities to take my mind off things	4 <input type="checkbox"/>	3 <input type="checkbox"/>	2 <input type="checkbox"/>	1 <input type="checkbox"/>
j) I've been concentrating my efforts on doing something about the situation I'm in	4 <input type="checkbox"/>	3 <input type="checkbox"/>	2 <input type="checkbox"/>	1 <input type="checkbox"/>

The heading and caption are translated from Danish into English specifically for this English reporting.

The 10 items are selected from Carver CS (1997) "You want to measure coping but your protocol's too long: Consider the Brief COPE".

The items originate from 7 of the total 14 scales of the Brief Coping; Active Coping (two items); Planning (one

item); Positive Reframing (two items); Using Instrument Support (one item); Self-Distraction (two items); Substance Use (one item); and Behavioral Disengagement (one item).

Reference:

Carver CS. You want to measure coping but your protocol's too long: Consider the Brief COPE. International Journal of Behavioral Medicine 1997, vol. 4(1), pp. 92-100.

Childhood (negative) events

74. Have any of the following things happened to you? (Put a X for each line)

	No	Yes, last year	Yes, in my life
a) That someone in your family has been seriously ill	0 <input type="checkbox"/>	1 <input type="checkbox"/>	2 <input type="checkbox"/>
b) Death of a loved one	0 <input type="checkbox"/>	1 <input type="checkbox"/>	2 <input type="checkbox"/>
c) A catastrophe (e.g. fire)	0 <input type="checkbox"/>	1 <input type="checkbox"/>	2 <input type="checkbox"/>
d) A serious accident (e.g. a very serious car accident)	0 <input type="checkbox"/>	1 <input type="checkbox"/>	2 <input type="checkbox"/>
e) Been violently hurt (beaten or injured)	0 <input type="checkbox"/>	1 <input type="checkbox"/>	2 <input type="checkbox"/>
f) Seen others violently hurt	0 <input type="checkbox"/>	1 <input type="checkbox"/>	2 <input type="checkbox"/>
g) Been put in sexually uncomfortable/abusive situations by someone about your age	0 <input type="checkbox"/>	1 <input type="checkbox"/>	2 <input type="checkbox"/>
h) Been put in sexually uncomfortable/abusive situations by an adult	0 <input type="checkbox"/>	1 <input type="checkbox"/>	2 <input type="checkbox"/>
i) Been threatened or physically harassed by other students at school for a long time	0 <input type="checkbox"/>	1 <input type="checkbox"/>	2 <input type="checkbox"/>
j) Been the victim to harassment/bullying through social media	0 <input type="checkbox"/>	1 <input type="checkbox"/>	2 <input type="checkbox"/>
k) That your parents divorced/separated	0 <input type="checkbox"/>	1 <input type="checkbox"/>	2 <input type="checkbox"/>

Item a-i in question no. 74 are items selected and translated from the Norwegian Young HUNT 3 questionnaire to Danish, based on an English and a Norwegian version of the original question. Merete Labriola, Thomas Lund and Louise Lindholdt translated the question November 6th, 2015. The translators performed the translation procedure, whereupon there were made an independent review and comparison of the translated questions. In case of discrepancies, the items were discussed and decisions

about words and corrections were made in collaboration. Afterwards, there was made a pretest of the translated questions on representatives from the target group regarding relevance and ambiguous word meanings.

In addition to the translated items from Young HUNT 3, there is added an item from the VestLiv Questionnaire (item k), and formulated a new question specifically for the FOCA questionnaire (item j). The items (j+k) are translated from Danish into English specifically for this English reporting.

Reference:

- Young Hunt 3: <http://www.ntnu.edu/hunt/data/que>
- Young Hunt 4
- Vestliv '89 14/15 års spørgeskema: <http://vestliv.dk/dk/sprgeskema/tidligere-sprgeskemaer> (*Danish Questionnaire*)

75. During your life, have your mom or dad suffered from mental illness?

0 <input type="checkbox"/> No	1 <input type="checkbox"/> Yes, my mom	2 <input type="checkbox"/> Yes, my dad
3 <input type="checkbox"/> Yes, both my mom and dad	98 <input type="checkbox"/> Don't know	

Reference:

Question no. 75 is devised specifically for the FOCA questionnaire by Merete Labriola and Louise Lindholdt. The question is translated from Danish into English specifically for this English reporting.

Accidents

76. Accidents

Accidents occur suddenly and can lead to injuries. Examples are to sprain an ankle during soccer, have a finger squeezed at work, or bend a rib in a car accident.

Within the last 12 months, have you been involved in an accident, that has given you injuries where you had to see a doctor?

1 <input type="checkbox"/> Yes	0 <input type="checkbox"/> No
--------------------------------	-------------------------------

76a. If yes, how many accidents?

Write total number: _____

If you answered "no", skip to question no. 78

77. Where did the accident/accidents occur?

- | | | |
|--------------------------------------------|-------------------------------------------|-----------------------------------------------------------|
| x1 <input type="checkbox"/> In the traffic | x2 <input type="checkbox"/> During sports | x3 <input type="checkbox"/> At my after-school job |
| x4 <input type="checkbox"/> At my school | x5 <input type="checkbox"/> At home | x6 <input type="checkbox"/> In my spare time with friends |

Question no. 76+77 are adopted from a Danish questionnaire appertaining a youth cohort study; the West Jutland Cohort study (Vestliv), which are inspired by questions devised by SFI - The Danish National Centre For Social Research. The questions are translated from Danish into English specifically for this English reporting.

Reference:

- Social Forskningsinstituttet, Sundhed og Forebyggelse på Fyn 2000-2001
<http://dda.dk/catalogue/21626?lang=da> (Danish report)

Health behaviour

Physical activity

78. Not during the average school day: **How many days a week do you play sports or exercise to the point where you breathe heavily and/or sweat?** (*Only one X*)

6 <input type="checkbox"/> Everyday	5 <input type="checkbox"/> 4-6 days a week	4 <input type="checkbox"/> 2-3 days a week
3 <input type="checkbox"/> 1 day a week	2 <input type="checkbox"/> Less often than once a week	1 <input type="checkbox"/> Less often than once a month
0 <input type="checkbox"/> Never		

79. Not during the average school day: **How many hours a week do you play sports or exercise to the point where you breathe heavily and/or sweat?** (*Only one X*)

0 <input type="checkbox"/> None	1 <input type="checkbox"/> About ½ hour	2 <input type="checkbox"/> About 1-1½ hours
3 <input type="checkbox"/> About 2-3 hours	4 <input type="checkbox"/> About 4-6 hours	5 <input type="checkbox"/> 7 or more hours

Question no. 78+79 are translated from the Norwegian Young HUNT 3 questionnaire to Danish, based on an English and a Norwegian version of the original question. Merete Labriola and Louise Lindholdt translated the question December 3rd, 2015.

Reference:

Young Hunt 3: <http://www.ntnu.edu/hunt/data/que>

Alcohol

80. Have you ever tried drinking alcohol?

1 <input type="checkbox"/> Yes	0 <input type="checkbox"/> No
--------------------------------	-------------------------------

If you answered "no", skip to question no. 85.

81. How old were you when you began drinking? _____ years old

82. Have you ever drunk so much alcohol that you felt intoxicated (drunk)?

0 <input type="checkbox"/> No, never	1 <input type="checkbox"/> Yes, once	2 <input type="checkbox"/> Yes, 2-3 times
3 <input type="checkbox"/> Yes, 4-10 times	4 <input type="checkbox"/> Yes, 11-25 times	5 <input type="checkbox"/> Yes, more than 25 times

Question no. 80+81+82 are translated from the Norwegian Young HUNT 3 questionnaire to Danish, based on an English and a Norwegian version of the original question. The answer "don't know" is excluded in this context, as it was not considered relevant. Merete Labriola, Thomas Lund and Louise Lindholdt translated the question December 3rd, 2015. The translators performed the translation procedure, whereupon there were made an independent review and comparison of the translated questions. In case of discrepancies, the items were discussed and decisions about words and corrections were made in collaboration. Afterwards, there was made a pretest of the translated questions on representatives from the target group regarding relevance and ambiguous word meanings.

83. In the last 30 days, on how many days did you drink alcohol (at least one drink)?

0 <input type="checkbox"/> 0 days	1 <input type="checkbox"/> 1 or 2 days	2 <input type="checkbox"/> 3-5 days
3 <input type="checkbox"/> 6-9 days	4 <input type="checkbox"/> 10-19 days	5 <input type="checkbox"/> 20-29 days
6 <input type="checkbox"/> All 30 days		

84. In the last 30 days, on how many days did you drink at least 5 units in a row, i.e. within a few hours?

0 <input type="checkbox"/> 0 days	1 <input type="checkbox"/> 1 day	2 <input type="checkbox"/> 2 days
3 <input type="checkbox"/> 3-5 days	4 <input type="checkbox"/> 6-9 days	5 <input type="checkbox"/> 10-19 days
6 <input type="checkbox"/> 20 days or more		

Question no. 83+84 are translated from Danish into English specifically for this English reporting.

Reference:

- Young Hunt 3: <http://www.ntnu.edu/hunt/data/que>
- <http://www.hbsc.org>
- <http://www.cdc.gov/healthyyouth/data/yrbs/index.htm>

85. Have you ever experienced that your mom or dad were so intoxicated that they were ill or not present?

1 <input type="checkbox"/> Yes	0 <input type="checkbox"/> No
--------------------------------	-------------------------------

86. If yes, are you afraid of it's gonna happen again?

1 <input type="checkbox"/> Yes	0 <input type="checkbox"/> No
--------------------------------	-------------------------------

87. During your life, have you suspect that your mom or dad have had an alcohol abuse?

0 <input type="checkbox"/> No	1 <input type="checkbox"/> Yes, my mom	2 <input type="checkbox"/> Yes, my dad
3 <input type="checkbox"/> Yes, both my mom and dad	98 <input type="checkbox"/> Don't know	

Reference:

Question no. 85+86+87 are devised specifically for the FOCA questionnaire by Merete Labriola and Louise Lindholdt. The questions are translated from Danish into English specifically for this English reporting.

Smoking

88. Do you smoke (including occational smoking)?

No, I do not smoke	Yes, but less often than every week	Yes, not daily, but at least once a week	Yes, daily
0 <input type="checkbox"/>	1 <input type="checkbox"/>	2 <input type="checkbox"/>	3 <input type="checkbox"/>

88a. If yes, how many cigarettes do you usually smoke every week? Ca. _____ Cigarettes

89. If yes, how old were you when you tried smoking? _____ years old

Question no. 88+89 are adopted from a Danish questionnaire appertaining a youth cohort study; the West Jutland Cohort study (Vestliv). The questions are translated from Danish into English specifically for this English reporting.

Reference:

Vestliv '89 14/15 års spørgeskema: <http://vestliv.dk/dk/sprgeskema/tidligere-sprgeskemaer> (Danish Questionnaire)

Hash

90. Have you ever tried smoking hash?

- | | |
|-----------------------------------------------|--------------------------------------|
| 0 <input type="checkbox"/> No, never | 1 <input type="checkbox"/> Yes, once |
| 2 <input type="checkbox"/> Yes, several times | |

91. If yes, how old were you the first time you smoked hash? _____ years old

Question no. 90+91 are inspired by questions from the Young HUNT 4 questionnaire and questions made by SFI – The Danish National Centre for Social Research.

Reference:

- Forløbsundersøgelsen af børn født i 1995. SFI 2011 (*Danish Questionnaire*)
- Young Hunt 4

92. If yes, how often do you smoke hash?

- | | |
|----------------------------------------------|-------------------------------------------------|
| 1 <input type="checkbox"/> Rarely | 2 <input type="checkbox"/> About once a month |
| 3 <input type="checkbox"/> About once a week | 4 <input type="checkbox"/> Several times a week |
| 5 <input type="checkbox"/> Almost every day | |

Reference:

Question no. 92 is devised specifically for the FOCA questionnaire by Merete Labriola and Louise Lindholdt. The question is translated from Danish into English specifically for this English reporting.

Illegal drugs

93. Have you ever tried other illegal drugs than hash?

(e.g. amphetamine, coke, anabolic steroids, or the like)

- | | |
|-------------------------------------------------|--------------------------------------------|
| 0 <input type="checkbox"/> No | 1 <input type="checkbox"/> Yes, have tried |
| 2 <input type="checkbox"/> Yes, do it regularly | |

94. If yes, how old were you the first time you tried other illegal drugs? _____ years old

95. Do you have friends or acquaintances who use drugs?

(e.g. amphetamine, coke, anabolic steroids, or the like)

- | | |
|-----------------------------------------------------|------------------------------------------------|
| 0 <input type="checkbox"/> No | 1 <input type="checkbox"/> Yes, who have tried |
| 2 <input type="checkbox"/> Yes, who do it regularly | |

Question no. 93+94+95 are translated from the Norwegian Young HUNT 3 questionnaire to Danish, based on an English and a Norwegian version of the original question. There are added response categories from a Danish questionnaire appertaining a youth cohort study; the West Jutland Cohort study (Vestliv) concerning smoking and other drugs.

The added examples of illegal drugs (here amphetamine and coke) are selected on the basis of the illegal narcotic drugs, with the highest frequency (The Danish Health Authority in 2011).

Reference:

- <http://www.hbsc.org>
- <http://www.cdc.gov/healthyouth/data/yrbs/index.htm>
- Young Hunt 3: <http://www.ntnu.edu/hunt/data/que>
- Vestliv '89 20/21 års spørgeskema: <http://vestliv.dk/dk/sprgeskema/tidligere-sprgeskemaer> (Danish Questionnaire)

Snuff

96. Do you use or have you used snuff or similar products?

- | | |
|-------------------------------------------|-----------------------------------------------|
| 0 <input type="checkbox"/> No, never | 1 <input type="checkbox"/> Yes, but have quit |
| 2 <input type="checkbox"/> Yes, sometimes | 3 <input type="checkbox"/> Yes, everyday |

If you answered "no", skip to question no. 98.

97. If you use or have used snuff:

- a. How old were you when you began using snuff? _____ years old
- b. How many boxes of snuff do you use/have you used a week? _____ number of boxes
- (Write 0 if you use less than one box a month)*

98. How many of your friends use snuff?

- 0 None
- 1 A few
- 2 Almost all

Question no. 96+97+98 are translated from the Norwegian Young HUNT 3 questionnaire to Danish, based on an English and a Norwegian version of the original question. Merete Labriola and Louise Lindholdt translated the question December 3rd, 2015. The translators performed the translation procedure, whereupon there were made an independent review and comparison of the translated questions. In case of discrepancies, the items were discussed and decisions about words and corrections were made in collaboration.

Reference:

Young Hunt 3: <http://www.ntnu.edu/hunt/data/que>

Self-confidence

Self-efficacy

99. How often does the following apply to you:

	Always	Often	Sometimes	Seldom	Never/ hardly ever
a) I'm good at handling unexpected situations	4 <input type="checkbox"/>	3 <input type="checkbox"/>	2 <input type="checkbox"/>	1 <input type="checkbox"/>	0 <input type="checkbox"/>
b) I can solve most problems if I really want to	4 <input type="checkbox"/>	3 <input type="checkbox"/>	2 <input type="checkbox"/>	1 <input type="checkbox"/>	0 <input type="checkbox"/>
c) No matter what happens in my life, I feel confident I can handle it	4 <input type="checkbox"/>	3 <input type="checkbox"/>	2 <input type="checkbox"/>	1 <input type="checkbox"/>	0 <input type="checkbox"/>

Reference:

Labriola M, Lund T, Christensen KB, Albertsen K, Bültmann U, Jensen JN, Villadsen E. Does self-efficacy predict return-to-work after sickness absence? A prospective study among 930 employees with sickness absence for three weeks or more. *Work* 2007;29;233–238

Personality

Personality assessment

100.

	Very much like me	Mostly like me	Somewhat like me	Not much like me	Not like me at all
a) New ideas and projects sometimes distract me from previous ones	1 <input type="checkbox"/>	2 <input type="checkbox"/>	3 <input type="checkbox"/>	4 <input type="checkbox"/>	5 <input type="checkbox"/>
b) Setbacks don't discourage me	5 <input type="checkbox"/>	4 <input type="checkbox"/>	3 <input type="checkbox"/>	2 <input type="checkbox"/>	1 <input type="checkbox"/>
c) I often set a goal but later choose to pursue a different one	1 <input type="checkbox"/>	2 <input type="checkbox"/>	3 <input type="checkbox"/>	4 <input type="checkbox"/>	5 <input type="checkbox"/>
d) I am a hard worker	5 <input type="checkbox"/>	4 <input type="checkbox"/>	3 <input type="checkbox"/>	2 <input type="checkbox"/>	1 <input type="checkbox"/>
e) I have difficulty maintaining my focus on projects that take more than a few months to complete	1 <input type="checkbox"/>	2 <input type="checkbox"/>	3 <input type="checkbox"/>	4 <input type="checkbox"/>	5 <input type="checkbox"/>
f) I finish whatever I begin	5 <input type="checkbox"/>	4 <input type="checkbox"/>	3 <input type="checkbox"/>	2 <input type="checkbox"/>	1 <input type="checkbox"/>
g) I am diligent	5 <input type="checkbox"/>	4 <input type="checkbox"/>	3 <input type="checkbox"/>	2 <input type="checkbox"/>	1 <input type="checkbox"/>
h) I have been obsessed with a certain idea or project for a short time but later lost interest	1 <input type="checkbox"/>	2 <input type="checkbox"/>	3 <input type="checkbox"/>	4 <input type="checkbox"/>	5 <input type="checkbox"/>

Question no. 100 is translated and adopted from the original English version of The Grit-Scale by Angela Duckworth. Michael Rosholm, Professor and Research Director, TrygFonden's Centre of Child Research, Department of Economics and Business, Aarhus University translated the question.

The eight items are chosen according to Grit-S (The short Grit Scale), as they are validated among a young study population aged 16-19 years. Item a+c+e+h = perseverance of effort. Item b+d+f+g = consistency of interest.

Reference:

Duckworth AL, Quinn PD. Development and Validation of the Short Grit Scale (Grit-S). Journal of Personality Assessment 2009, 91(2), 166-174.

Comments

Is there something you think we need to ask for, or do you have other comments that you think is important to us? In that case, we will be very happy if you write the comments in the box below.
